

# 2SD2215, 2SD2215A

Silicon NPN triple diffusion planar type

For power amplification

## Features

- High collector to base voltage  $V_{CBO}$
- I type package enabling direct soldering of the radiating fin to the printed circuit board, etc. of small electronic equipment.

## Absolute Maximum Ratings ( $T_C=25^\circ\text{C}$ )

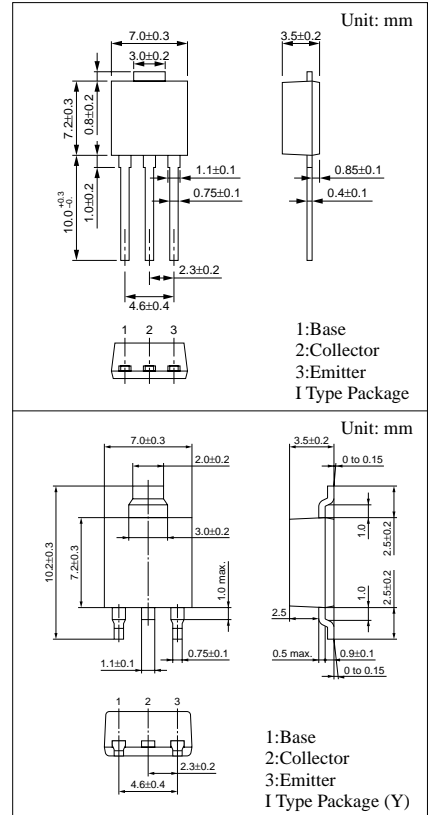
Parameter	Symbol	Rated	Unit
Collector to base voltage	$V_{CBO}$	350	V
2SD2215A		400	
Collector to emitter voltage	$V_{CEO}$	250	V
2SD2215A		300	
Emitter to base voltage	$V_{EBO}$	5	V
Peak collector current	$I_{CP}$	1.5	A
Collector current	$I_C$	0.75	A
Collector power dissipation	$P_C$	15	W
$T_C=25^\circ\text{C}$ $T_a=25^\circ\text{C}$		1.3	
Junction temperature	$T_j$	150	$^\circ\text{C}$
Storage temperature	$T_{stg}$	-55 to +150	$^\circ\text{C}$

## Electrical Characteristics ( $T_C=25^\circ\text{C}$ )

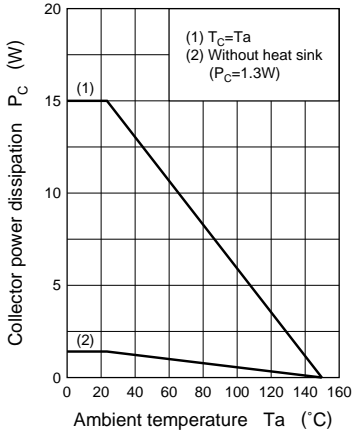
Parameter	Symbol	Conditions	min	typ	max	Unit
Collector cutoff current	$I_{CES}$	$V_{CE} = 350\text{V}, V_{BE} = 0$			1	mA
		$V_{CE} = 400\text{V}, V_{BE} = 0$			1	
Collector cutoff current	$I_{CEO}$	$V_{CE} = 150\text{V}, I_B = 0$			1	mA
		$V_{CE} = 200\text{V}, I_B = 0$			1	
Emitter cutoff current	$I_{EBO}$	$V_{EB} = 5\text{V}, I_C = 0$			1	mA
Collector to emitter voltage	$V_{CEO}$	$I_C = 30\text{mA}, I_B = 0$	250			V
			300			
Forward current transfer ratio	$h_{FE1}^*$	$V_{CE} = 10\text{V}, I_C = 0.3\text{A}$	70		250	
	$h_{FE2}$	$V_{CE} = 10\text{V}, I_C = 1\text{A}$	10			
Base to emitter voltage	$V_{BE}$	$V_{CE} = 10\text{V}, I_C = 1\text{A}$			1.5	V
Collector to emitter saturation voltage	$V_{CE(sat)}$	$I_C = 1\text{A}, I_B = 0.2\text{A}$			1	V
Transition frequency	$f_T$	$V_{CE} = 5\text{V}, I_C = 0.5\text{A}, f = 10\text{MHz}$		30		MHz
Turn-on time	$t_{on}$	$I_C = 1\text{A}, I_{B1} = 0.1\text{A}, I_{B2} = -0.1\text{A}, V_{CC} = 50\text{V}$		0.5		$\mu\text{s}$
Storage time	$t_{stg}$			2		$\mu\text{s}$
Fall time	$t_f$			0.5		$\mu\text{s}$

\* $h_{FE1}$  Rank classification

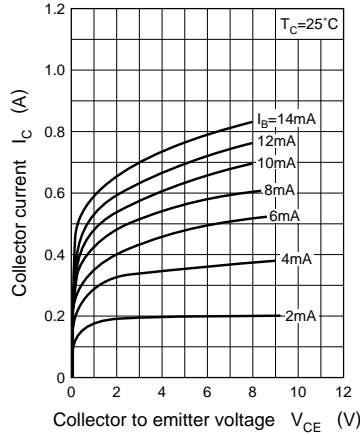
Rank	Q	P
$h_{FE1}$	70 to 150	120 to 250



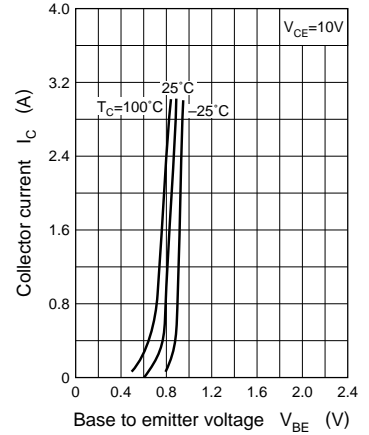
$P_C - T_a$



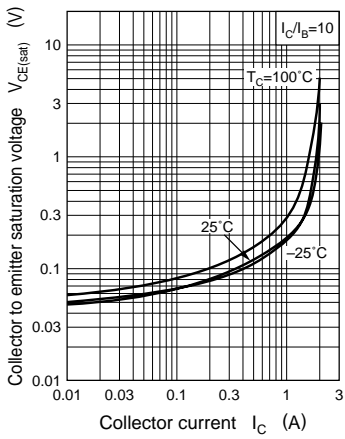
$I_C - V_{CE}$



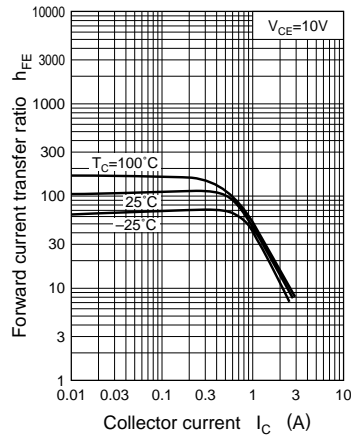
$I_C - V_{BE}$



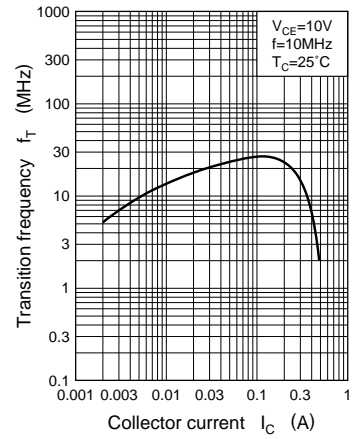
$V_{CE(sat)} - I_C$



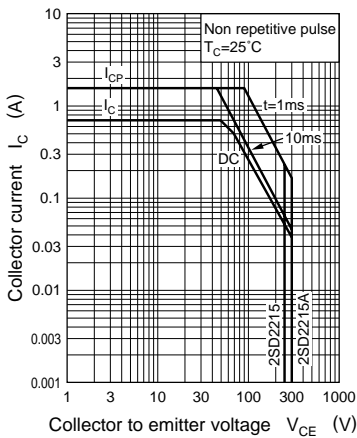
$h_{FE} - I_C$



$f_T - I_C$



Area of safe operation (ASO)



$R_{th(t)} - t$

